

# MIGO Opportunities Trust plc

## Objective

To outperform SONIA\* plus 2% over the longer term, principally through exploiting the pricing of closed-end funds.

\* Sterling Overnight Interbank Average (SONIA) administered by the Bank of England

## Awards and ratings



Ratings are not a recommendation. Please see page 4 for further information.

## Key facts

Net assets	£86.3m
Shares in issue	25,320,256
Gearing	0.00%
Share price	339.00p
NAV	340.89p
Premium/(Discount)	(0.55)%
No. of holdings	52
Domicile	United Kingdom
Launch date	06 Apr 2004
Reporting dates	Final - 30 Apr Interim - 31 Oct
ISA eligible	Yes
AIC sector	Flexible Investment
Target benchmark	SONIA +2%

**Performance comparators**  
 AIC Flexible Investment sector  
 Numis All-Share Index

## Trust manager



**Nick Greenwood**  
 Joined Premier Miton  
**Jul 2002**  
 Manager since  
**Apr 2004**

## Directors

Richard Davidson (Chairman),  
 Lucy Costa Duarte (appointed 01.11.22),  
 Ian Henderson (appointed 01.11.22),  
 Ekaterina Thomson,  
 Hugh Van Cutsem

## Fund codes

ISIN	GB0034365949
SEDOL	3436594
Bloomberg	MIGO LN

## Manager commentary

Our portfolio entered the year having one of its periodic "watching paint dry" periods. The share price was unchanged between the middle of November and the end of December. Investors became more optimistic during January and some of our unloved and overlooked holdings began to attract some interest.

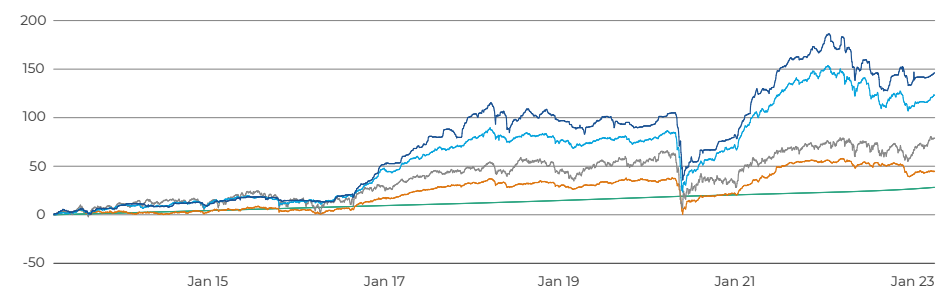
Baker Steel Resources (Mining Finance) was the best performer. Demand for metals improved as buyers anticipated a recovery in the global economy triggered by the reopening of the Chinese economy, as covid lockdown came to an end. Our uranium stocks did well, as the spot price (the current market price at which an asset is bought or sold) rose and the Vietnamese stock market rallied after the falls suffered during the Autumn. Other notable contributors included: Oakley Capital (Private Equity), Nippon Active Value (Japanese Activism) and EPE Special Opportunities, where the dominant portfolio position, Luceco, rose by over 40% during the month. Conversely, the main drags on performance were India Capital Growth, which has been consolidating

post a strong run last year, and Berlin residential landlord Phoenix Spree Deutschland.

The rise in interest rates in recent months has thrown up plenty of opportunities particularly amongst high yielding alternative trusts. Now that decent yields can be obtained from conventional sources such as gilts - why bother with riskier assets? Sectors such as renewable energy, which traded at premiums for so long, can now be acquired at deep discounts. Our main addition has been Aquilla European Renewables which has traded as wide as a 22% discount. Aquilla owns a portfolio of solar and wind generating assets in Scandinavia, Greece and Iberia. The managers are Hamburg based and have until recently struggled to generate a following. The methodology is more cautious than Aquilla's peers and should their policy move into line with the sector on issues such as the assumption on the lengths of asset lives (an estimate of the number of years an asset is likely to remain in service) then Aquilla's discount would become more extreme.

**Nick Greenwood**  
 31.01.2023

## Performance over 10 years (%)



Cumulative performance (%)	1m	3m	1y	3y	5y	10y
Share price	1.96	4.15	-8.27	20.35	18.46	146.16
NAV	3.16	4.50	-6.75	21.01	20.56	122.09
Sterling Overnight Index Average +2%	0.47	1.29	3.70	8.11	13.92	28.22
AIC Flexible Investment sector	0.27	2.70	-6.86	5.86	7.12	44.51
Numis All-Share Index	4.59	10.45	3.28	13.54	20.03	79.92

Calendar year performance (%)	2018	2019	2020	2021	2022	YTD
Share price	-9.52	5.93	7.58	25.34	-10.87	1.96
NAV	-8.47	7.97	8.64	23.74	-12.72	3.16
Sterling Overnight Index Average +2%	2.58	2.72	2.20	2.06	3.40	0.47
AIC Flexible Investment sector	-6.02	7.01	-2.69	18.54	-8.10	0.27
Numis All-Share Index	-9.61	18.83	-7.88	17.07	-2.54	4.59

Discrete annual performance (%)	31.01.18	31.01.19	31.01.20	29.01.21	31.01.22	31.01.23
Share price	-8.73	7.84	9.57	19.74	-8.27	
NAV	-7.12	7.26	8.97	19.09	-6.75	
Sterling Overnight Index Average +2%	2.59	2.72	2.13	2.08	3.70	
AIC Flexible Investment sector	-4.32	5.77	-1.70	15.62	-6.86	
Numis All-Share Index	-4.04	10.18	-5.60	16.45	3.28	

Source of performance data: Morningstar, at 31.01.23, net income reinvested, bid to bid basis, Index on a total return basis. ©2023 Morningstar. All Rights Reserved. The information contained herein; is proprietary to Morningstar and/or its content providers; may not be copied or redistributed; and is not warranted to be accurate, complete or timely. Neither Morningstar nor its content providers are responsible for any damages or losses arising from any use of this information. Source for SONIA +2% FE fundinfo on a total return basis.

**Key risks:** The value of investments may fluctuate which will cause fund prices to fall as well as rise and investors may not get the original amount invested. The performance information presented on this page relates to the past. Past performance is not a reliable indicator of future returns. Reference to any stock or fund is not a recommendation for investment purposes. More information about the risks of investment is provided later in this document.



## Portfolio breakdown

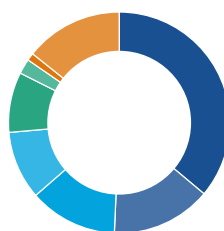
### Top 10 holdings (%)



■ Top 10 holdings	37.8%
■ Rest of portfolio	62.2%

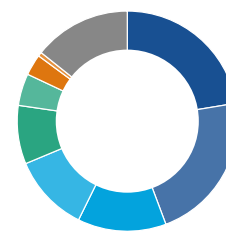
VinaCapital Vietnam Opportunity Fund	5.9
Baker Steel Resources Trust	4.4
Georgia Capital	4.1
Yellow Cake	4.1
Oakley Capital Investments	3.8
Geiger Counter	3.6
NB Private Equity Partners	3.0
Phoenix Spree Deutschland	3.0
New Star Investment Trust	3.0
Biotech Growth (The) Trust	2.9

### Asset allocation (%)



■ Equity (company shares)	36.1
■ Mining	14.6
■ Private Equity	12.9
■ Property	10.0
■ Alternatives	8.8
■ Fixed Interest	2.2
■ Technology	1.1
■ Cash	14.3

### Geographic (%)



■ Global	22.4
■ UK	21.9
■ Europe	13.0
■ North America	11.4
■ Asia Pacific	8.6
■ Japan	4.7
■ India	3.1
■ Africa	0.6
■ Cash	14.3

## Charges

<b>Ongoing charges figure (OCF)</b>	1.30%
as at 30.04.2022	

The ongoing charges figure (OCF) is not the same as the ongoing costs figure set out in the Company's key information document. The key differences are that gearing costs and portfolio transaction costs are not included in the OCF. In addition costs are calculated on slightly different bases. The OCF figure set out above mirrors that in the Report and Accounts and is based on costs incurred in the year which are likely to recur in the foreseeable future. The ongoing costs figures in the key information document provide investors with the impact costs have had on returns averaged over the five year recommended holding period.

<b>Management fee</b>	0.65%
-----------------------	-------



## General risks

All types of investment carry a degree of risk. It is possible you could lose some, or all, of the money you invest. The level of risk varies depending on the type of investment.

Typically, you are less likely to lose money over the long term from an investment that is considered low risk, although potential returns may also be lower. Investments considered higher risk typically offer greater opportunities for better long-term returns, though the risk of losing money is also likely to be higher.

When you invest, it is important that you understand the risk to your money and are comfortable with that level of risk. If you are unsure, we would recommend that you consult a financial adviser.

Past performance of an investment is not an indication of how it will perform in the future. The value of your investment and any income generated by your investment can go down as well as up, and you could get back less than you invested.

The value of your investment might not keep up with any rise in the cost of living.

You could lose money if financial markets fall.

There is no guarantee that the investment objective of the trust will be achieved.

The levels of taxation that apply to income or capital gains from the trust, including any tax relief that may be available, will depend on your personal tax situation.

Trusts with similar objectives may not perform in the same way as they are likely to have different holdings or hold different amounts of the same investment.

Performance will be affected by investment decisions made by the fund managers.

## Other risks

Some of the main specific risks of investing in this trust are summarised here.

### Collective investment schemes (funds)

Where funds are held in the portfolio, or where there is indirect exposure to other funds, these could include higher-risk investments like hedge funds, property funds or commodity funds (e.g. investing in gold, oil), which would increase the overall risk in the trust.

### Currency

Where investments in a trust are denominated in currencies other than sterling (for example, if a trust holds assets priced in euros), its value will be affected by changes in the relevant exchange rate. Certain other investments, such as the shares in companies with profits from other countries, will also be affected.

### Emerging markets

Investments made in bonds, equities or other assets in less-developed countries generally carry higher risk than in developed countries.

### Equities

Equities (shares) can experience high levels of price fluctuation.

### Inflation

Higher inflation can lead to some investments falling in value, particularly those

with a fixed level of interest, for example government bonds and corporate bonds.

### Infrastructure

Investments are often in large-scale projects whose profitability can be affected by supply problems or rising prices for raw materials or natural resources. Changes in the wider economy and government regulation can also have a significant influence.

### Interest rate

Changes in central bank interest rates can affect all types of assets, in particular, securities such as government bonds and corporate bonds that generally offer a fixed level of interest. If interest rates go up, the value of a bond may fall, and vice versa.

### Legal and tax

The income or capital gains from investments can sometimes be affected by changes in legal and tax regulations or how these rules are applied.

### Liquidity

In some instances, for example, when market conditions generally are difficult, holdings in a trust may be difficult to sell and buy at the desired price. The trust value could fall as a result.

### Operational

Processes, systems and controls around your investment might fail. The more complex or

unusual the investments that the trust holds, the more likely this is to happen. For example, developing markets may have less reliable systems or lower standards of governance than more developed markets.

### Property and Real Estate Investment Trusts

Property values can rise and fall sharply depending on the strength of a country's economy.

### Smaller companies

Investment in smaller companies is typically higher risk than investment in larger companies. Shares in smaller companies can experience greater levels of volatility.

### Unregulated collective investment schemes

These investments can carry additional risks as they are not subject to the same level of regulation as authorised or regulated schemes.

### Zero dividend preference shares (ZDPs)

Issued by investment trusts. ZDPs have a maturity date, pay no income but pay a set amount at maturity. Serious falls in market levels can alter their structure and lead to falling values.



## Ratings, awards and other information

The methodology and calculations used by the companies or organisations that provide the fund or fund manager awards and ratings are not verified by us and we therefore are unable to accept responsibility for their accuracy. Ratings

and awards should not be relied upon for making an investment decision, nor are they an indication, promise or guarantee of future performance of a fund or fund manager.

FE fundinfo Crown Fund Ratings do not constitute investment advice offered by FE fundinfo and should not be used as the sole basis for making any investment decision. All rights reserved.

## Glossary

### Annual management charge (AMC)

The yearly fee paid to Premier Miton for managing a trust, expressed as a percentage of your investment. The AMC does not typically change from year to year.

### Assets

Different groups of investments such as company shares, bonds, commodities or property.

### Capital

Describes financial assets, particularly cash, or other assets, such as shares, owned by a person or organisation.

### Capital growth

The increase in the value of an asset or investment over time, measured by its current value compared to its purchase cost.

### Collective Investment Schemes

A generic term for investment funds with more than one investor, such as unit trusts, Open Ended Investment Schemes (OEICs) and investment trusts.

### Commodities

These are natural resources such as gold, oil, gas, metals or agricultural products that have practical uses and can be bought and sold on financial markets.

### Emerging markets

Countries with less developed financial markets and which are generally considered riskier than investing in developed markets.

### Equities

Another name for shares (or stock) in a company.

### Gearing

The level of a company's debt in relation to its capital. A company with significant debt compared to its capital is considered to be highly geared.

### Individual Savings Account (ISA)

A type of tax-free scheme, set up by the government, designed to help people make the most of their savings and investments. All income and gains from an ISA investment are exempt from UK Income Tax and Capital Gains Tax. HM Revenue and Customs sets the maximum amounts that you are allowed to invest into an ISA each tax year.

### Market capitalisation

The total value of the shares of a company, often referred to as 'market cap'.

### Net Asset Value (NAV)

The total of a company's assets minus its liabilities. The net asset value per share is the total of a company's assets minus its liabilities divided by the number of shares in issue.

### Ongoing Charges Figure (OCF)

As recommended by the Association of Investment Companies in its guidance, ongoing charges are the Company's annualised revenue and capital expenses (excluding finance costs and certain non-recurring items) expressed as a percentage of the average monthly net assets of the Company during the year. Please note this figure is different to what is stated in the PRIIPS KID.

### Total return

A way of showing how an investment has performed, and is made-up of the capital appreciation or depreciation and includes any income generated by the investment. Measured over a set period, it is expressed as a percentage of the value of the investment at the start of that period.

## Corporate contacts

### Investment Manager

Premier Fund Managers Limited  
Eastgate Court  
High Street  
Guildford  
Surrey  
GU1 3DE

☎ 01483 306 090

✉ [investorservices@premiermiton.com](mailto:investorservices@premiermiton.com)

### Company Secretary

Frostrow Capital LLP  
25 Southampton Buildings  
London  
WC2A 1AL

☎ 0203 009 4910

✉ [info@frostrow.com](mailto:info@frostrow.com)

### Registrar and Transfer Office

Computershare Investor Services PLC  
The Pavilions  
Bridgwater Road  
Bristol  
BS99 6ZZ

☎ 0370 889 3231

✉ [webcorres@computershare.co.uk](mailto:webcorres@computershare.co.uk)

## Contact us

From 9:00am to 5:30pm, Monday to Friday, excluding bank holidays.

☎ 0333 456 4560

✉ [contactus@premiermiton.com](mailto:contactus@premiermiton.com)

Whilst every effort has been made to ensure the accuracy of the information contained within this document, we regret that we cannot accept responsibility for any omissions or errors.

Reference to any particular stock or fund does not constitute a recommendation to buy or sell the stock or fund. Persons who do not have professional experience in matters relating to investments should not rely on the content of this document. We are unable to give financial advice. If you are unsure about the content contained within/suitability of the funds mentioned, please speak to a financial adviser. All data is sourced to Premier Miton unless otherwise stated.

A free, English language copy of the trust's full prospectus, the Key Information Document and Pre-investment Disclosure Document are available on the Premier Miton website, or you can request copies by calling us on 01483 306090.

For your protection, calls may be monitored and recorded for training and quality assurance purposes.

Financial Promotion issued by Premier Miton Investors. Premier Portfolio Managers Limited is registered in England no. 01235867. Premier Fund Managers Limited is registered in England no. 02274227. Both companies are authorised and regulated by the Financial Conduct Authority and are members of the Premier Miton Investors' marketing group and subsidiaries of Premier Miton Group plc (registered in England no. 06306664). Registered office: Eastgate Court, High Street, Guildford, Surrey GU1 3DE.